

Data works: general website statistics

Sep 1, 2015 - Aug 31, 2016

All Users
100.00% Sessions

Number and type of visitor

User Type	Users
New Visitor	3,199
Returning Visitor	597

Views by device type

Device Category	Sessions	Pageviews
desktop	5,015	29,085
mobile	488	1,841
tablet	248	774


Total number of sessions

5,751
% of Total: 100.00% (5,751)




Number of pages / session

5.51
Avg for View: 5.51 (0.00%)



Average session duration

00:04:06
Avg for View: 00:04:06 (0.00%)



Average page duration

00:00:54
Avg for View: 00:00:54 (0.00%)



Percentage of bounce back

36.52%
Avg for View: 36.52% (0.00%)



Percentage of sessions are new

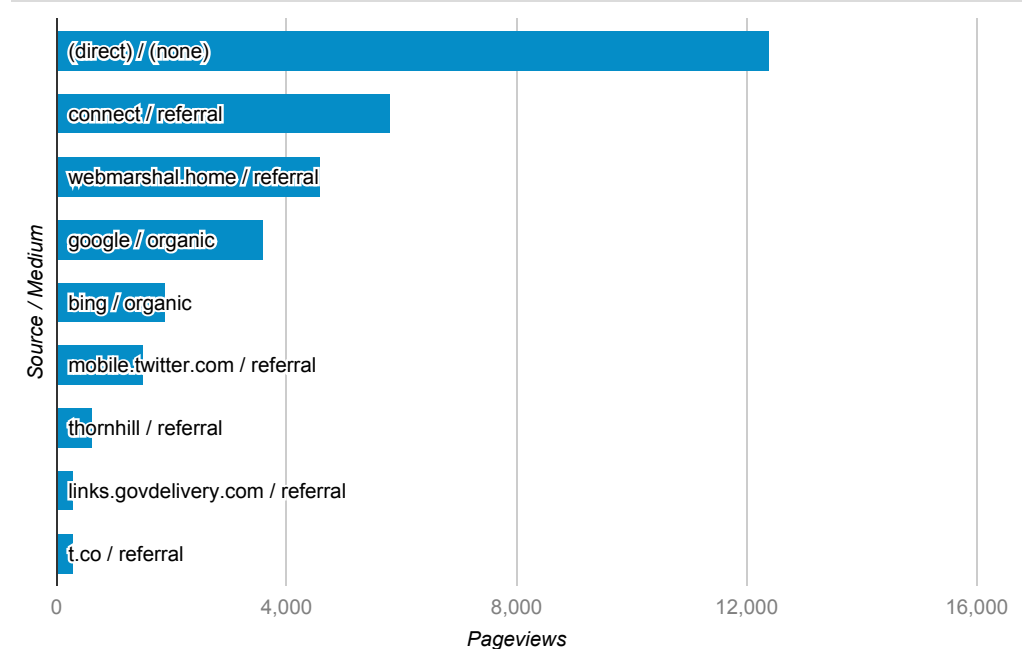
55.76%
Avg for View: 55.76% (0.00%)



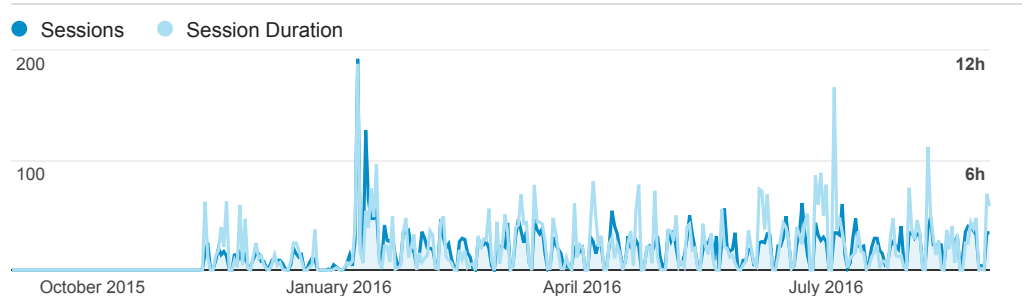
Top 10 pages viewed

Page	Pageviews	Unique Pageviews
/	2,887	2,199
/dataset	2,470	1,369
/dataset/flood-data	2,376	1,252
/dataset/calderdale-imd-2015-results-at-lsoa--neighbourhood-and-ward	429	178
/topic	370	234
/dataset?groups=land-and-property	350	246
/login/	331	206
/blog/	292	207
/dataset/flood-data/resource/e5223e60-1c66-42c2-86de-697afed971be	292	263
/dataset?groups=organisation-and-salaries	267	192

Number of page views by source / medium



Number of sessions and session duration



Top 5 sessions by country

Country	Sessions	Avg. Session Duration
United Kingdom	5,570	00:04:13
United States	36	00:00:00
(not set)	29	00:00:00
India	12	00:01:02
Russia	11	00:00:00