

Data works: general website statistics

Sep 1, 2016 - Aug 31, 2017

All Users  
100.00% Sessions

Number and type of visitor


User Type	Users
New Visitor	5,868
Returning Visitor	1,111

Views by device type

Device Category	Sessions	Pageviews
desktop	9,507	58,557
mobile	1,555	3,664
tablet	547	1,708


Total number of sessions

**11,609**  
% of Total: 100.00% (11,609)




Number of pages / session

**5.51**  
Avg for View: 5.51 (0.00%)




Average session duration

**00:04:25**  
Avg for View: 00:04:25 (0.00%)




Average page duration

**00:00:59**  
Avg for View: 00:00:59 (0.00%)




Percentage of bounce back

**39.10%**  
Avg for View: 39.10% (0.00%)



Percentage of sessions are new

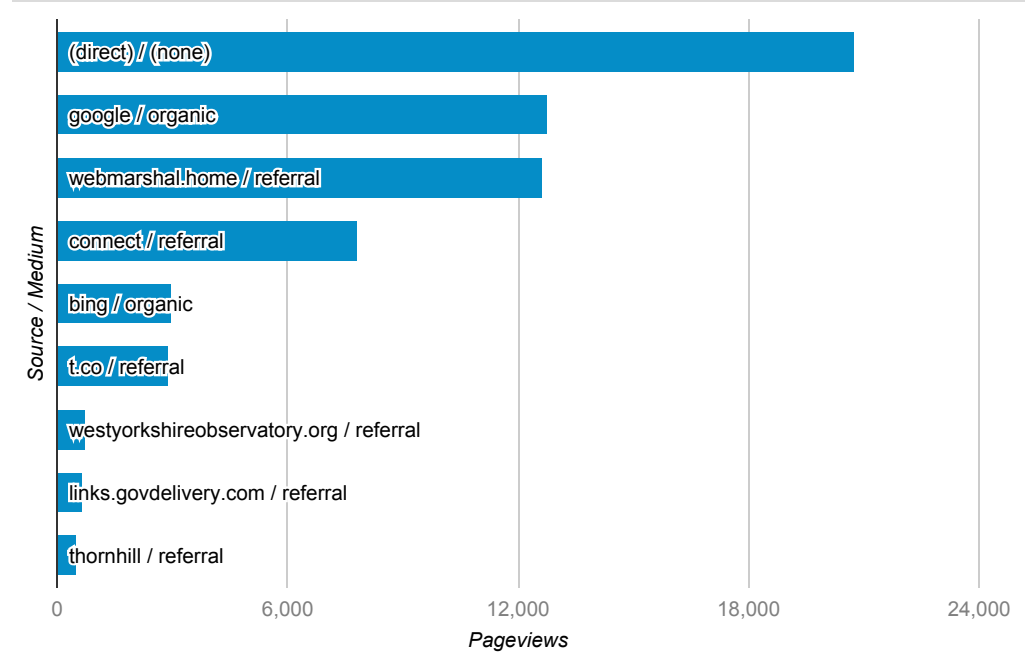
**50.81%**  
Avg for View: 50.81% (0.00%)



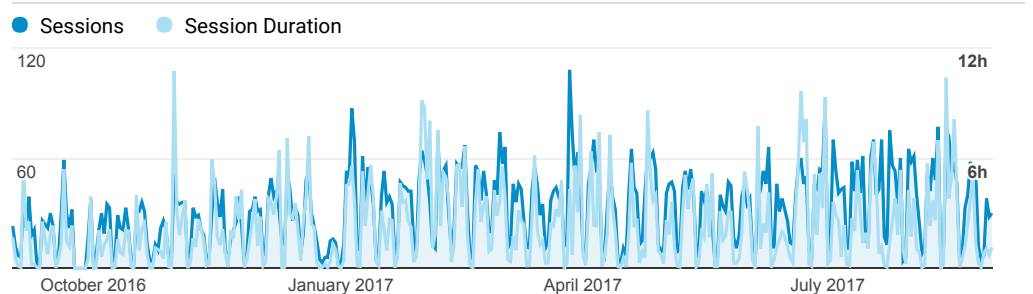
Top 10 pages viewed

Page	Pageviews	Unique Pageviews
/	6,787	4,918
/dataset	4,514	2,583
/dataset/council-performance	770	446
/council-performance-overview/	737	545
/dataset/calderdale-imd-2015-results-at-Isaa-neighbourhood-and-ward	511	237
/blog/	495	356
/topic	468	314
/dataset/park-ward	438	204
/dataset?page=2	397	311
/dataset/councillor-allowances-and-expenses	380	225

Number of page views by source / medium



Number of sessions and session duration



## Top 5 sessions by country

---

<b>Country</b>	<b>Sessions</b>	<b>Avg. Session Duration</b>
United Kingdom	10,855	00:04:40
United States	487	00:00:09
Japan	22	00:06:52
Canada	20	00:01:23
India	20	00:02:32