

Data works: general website statistics

Sep 1, 2017 - Aug 31, 2018

All Users
100.00% Sessions

Number and type of visitor

User Type	Users
New Visitor	11,707
Returning Visitor	1,953

Views by device type

Device Category	Sessions	Pageviews
desktop	14,839	34,363
mobile	3,568	5,215
tablet	1,249	2,145


Total number of sessions

19,656
% of Total: 100.00% (19,656)




Number of pages / session

2.12
Avg for View: 2.12 (0.00%)




Average session duration

00:02:57
Avg for View: 00:02:57 (0.00%)




Average page duration

00:02:35
Avg for View: 00:02:35 (0.00%)




Percentage of bounce back

54.76%
Avg for View: 54.76% (0.00%)



Percentage of sessions are new

59.79%
Avg for View: 59.79% (0.00%)



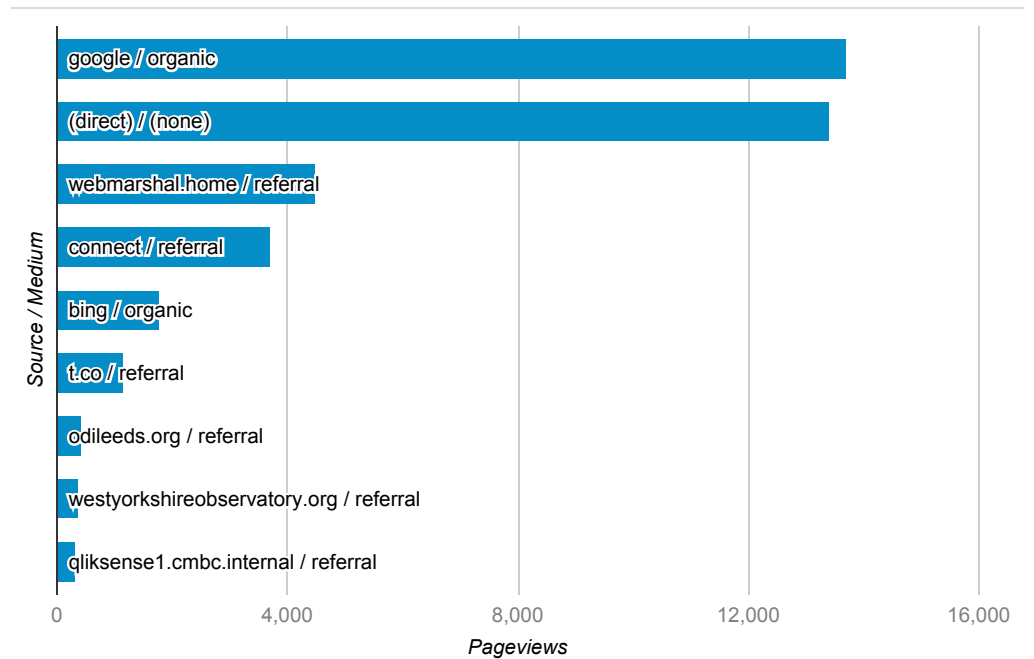
Top 5 sessions by country

Country	Sessions	Avg. Session Duration

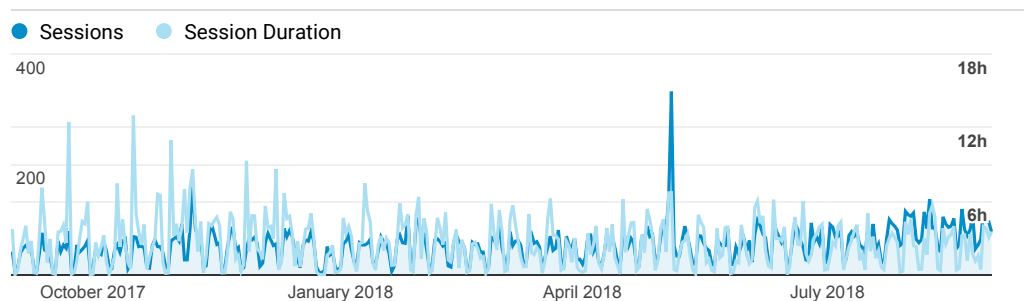
Top 10 pages viewed

Page	Pageviews	Unique Pageviews
/	7,605	5,533
/dataset/public-health-funerals	1,456	975
/projects/	1,039	575
/wards-datasets/	957	590
/dataset/council-performance	826	511
/digital-calderdale/	797	667
/dashboards/	788	497
/dataset/councillor-allowances-and-expenses	754	567
/dataset/park-ward	751	525
/dataset/population-estimate	557	451

Number of page views by source / medium



Number of sessions and session duration



United Kingdom	18,415	00:03:05
France	323	00:00:37
United States	316	00:00:05
India	89	00:01:13
Germany	37	00:00:55

© 2018 Google