

BROMLEY

ACTIVE LIVES BOROUGH UPDATE 16/17

Sport England's Active Lives survey measures the percentage of people taking part in physical activity and sport. 69% of Bromley is active in comparison to the London average of 62%. However, the number of young people aged 16-34 who were physically active at least twice in the last 28 days has decreased by 10% since 2016. All other measures for Bromley remain relatively stable and are above the London average.

PHYSICAL ACTIVITY MEASURE

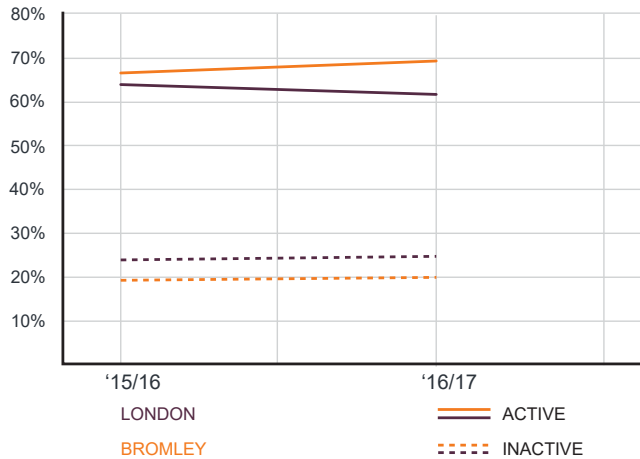
This measure shows the percentage of the population achieving the recommended levels of physical activity* set out by the Chief Medical Officer.

Active: >150 minutes a week

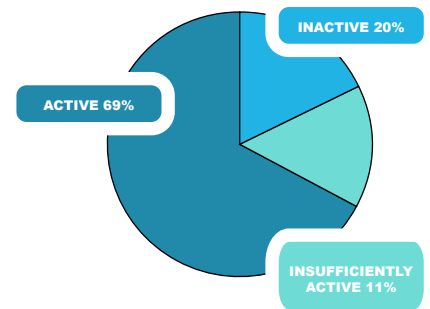
Fairly Active: 30-149 minutes a week

Inactive: 0-29 minutes a week

*Includes gardening



BROMLEY

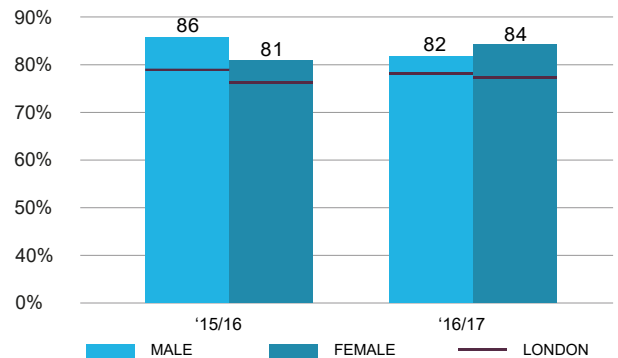


PARTICIPATION AT LEAST TWICE IN THE LAST 28 DAYS

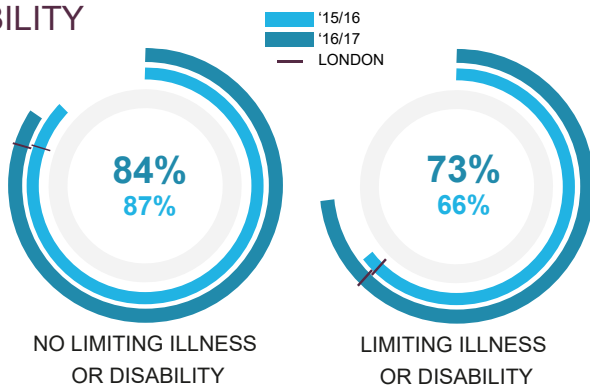
BROMLEY



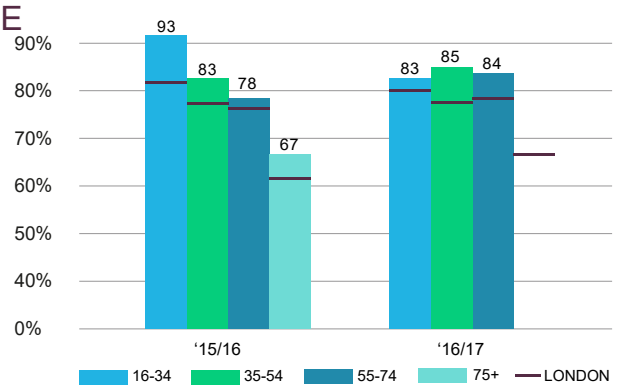
GENDER



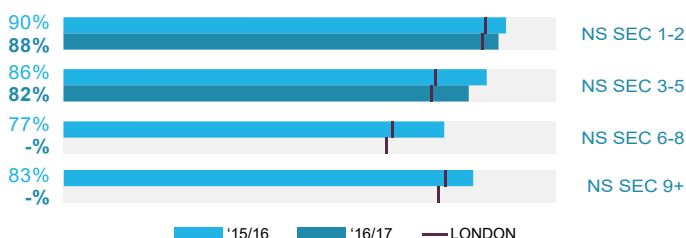
DISABILITY



AGE



SOCIO ECONOMIC STATUS



KEY CONTACTS

London Sport Relationship Manager: David Gentles
 Tel: 02038484630
 Email: david.gentles@londonsport.org
 London Sport Insight Team: insight@londonsport.org

DATA SOURCE

Sport England Active Lives Nov 15 - 16 and Nov 16 - 17
<https://activelives.sportengland.org/>