

# CAMDEN

## ACTIVE LIVES BOROUGH UPDATE 16/17

Sport England's Active Lives survey measures the percentage of people taking part in physical activity and sport. The percentages of physically active (72%) and inactive people (16%) in Camden have increased by 4% and decreased by 8% since 2016. Breaking activity levels down by demographics, the percentage of people with a limiting illness or disability participating in sport and physical activity over a 28 day period has increased by 35%.

### PHYSICAL ACTIVITY MEASURE

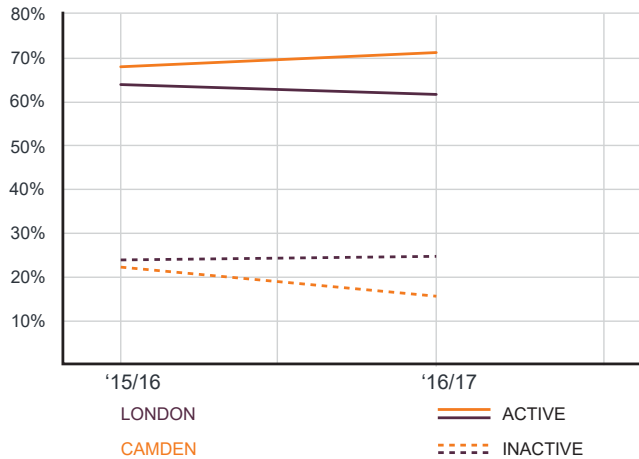
This measure shows the percentage of the population achieving the recommended levels of physical activity\* set out by the Chief Medical Officer.

Active: >150 minutes a week

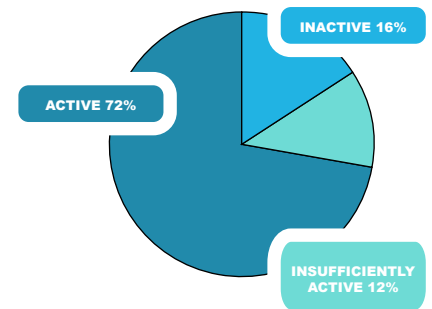
Fairly Active: 30-149 minutes a week

Inactive: 0-29 minutes a week

\*Includes gardening

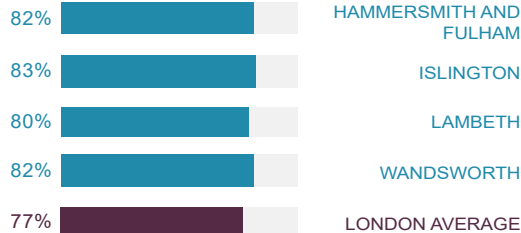


### CAMDEN

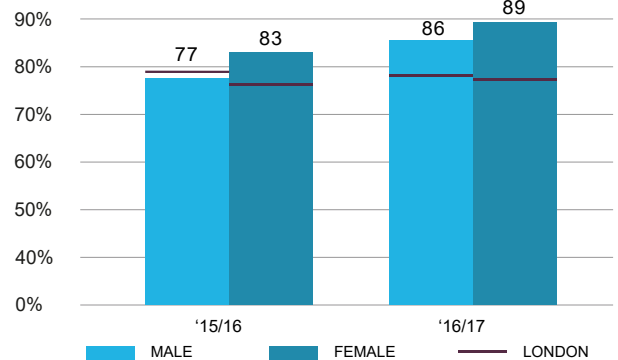


### PARTICIPATION AT LEAST TWICE IN THE LAST 28 DAYS

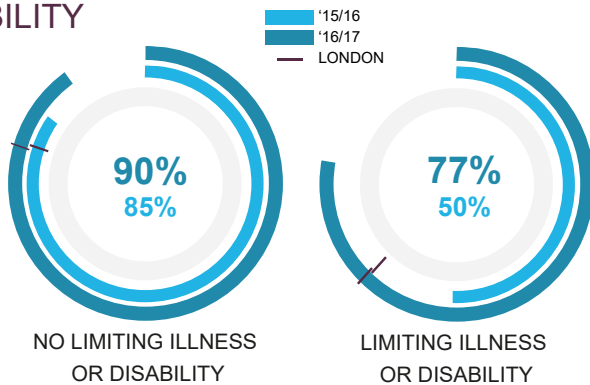
#### CAMDEN



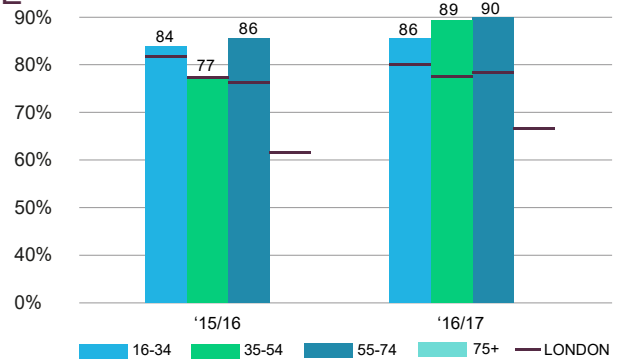
#### GENDER



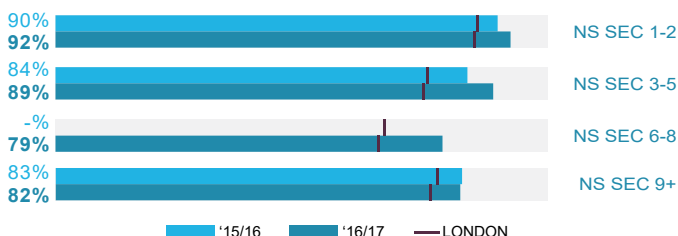
#### DISABILITY



#### AGE



#### SOCIO ECONOMIC STATUS



#### KEY CONTACTS

London Sport Relationship Manager: Rhian Horlock  
 Tel: 02038484630  
 Email: rhian.horlock@londonsport.org  
 London Sport Insight Team: insight@londonsport.org

#### DATA SOURCE

Sport England Active Lives Nov 15 - 16 and Nov 16 - 17  
<https://activelives.sportengland.org/>