

# CROYDON

## ACTIVE LIVES BOROUGH UPDATE 16/17

Sport England's Active Lives survey measures the percentage of people taking part in physical activity and sport. The percentages of physically active (61%) and inactive people (25%) in Croydon remain consistent with 2016 figures and are similar to the London average. The rates of participation in sport and physical activity over the last year are higher for females than males. This contrasts with figures from 2016 where levels of activity levels were higher for males than females.

### PHYSICAL ACTIVITY MEASURE

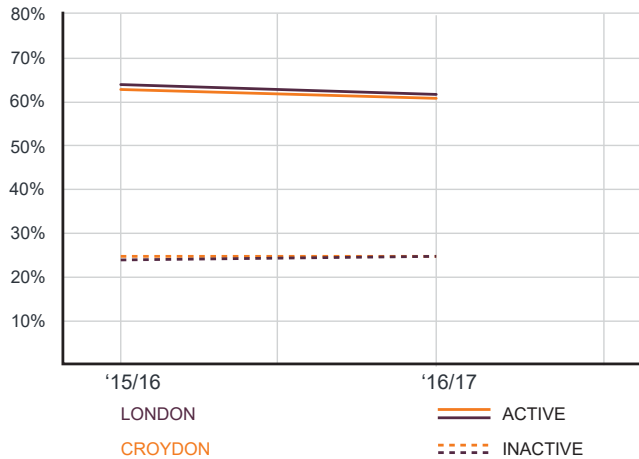
This measure shows the percentage of the population achieving the recommended levels of physical activity\* set out by the Chief Medical Officer.

Active: >150 minutes a week

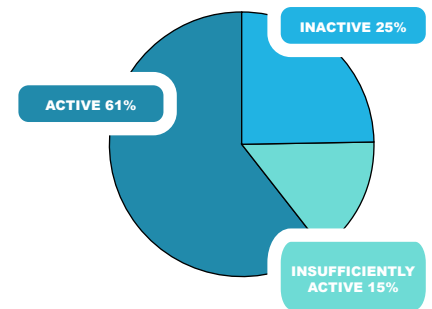
Fairly Active: 30-149 minutes a week

Inactive: 0-29 minutes a week

\*Includes gardening




### CROYDON

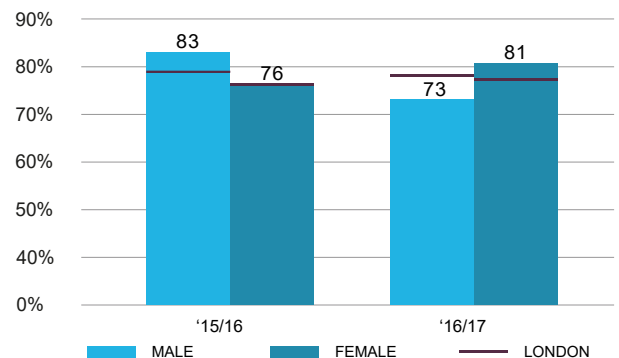


### PARTICIPATION AT LEAST TWICE IN THE LAST 28 DAYS

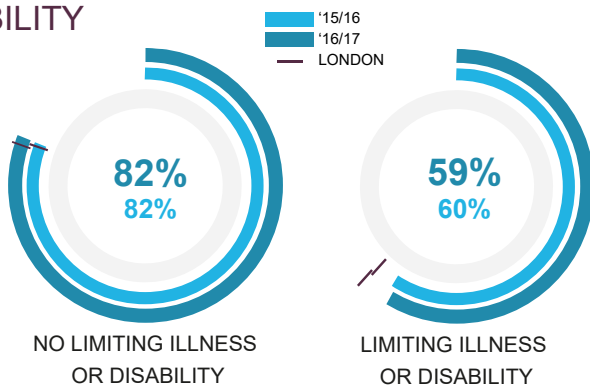
#### CROYDON



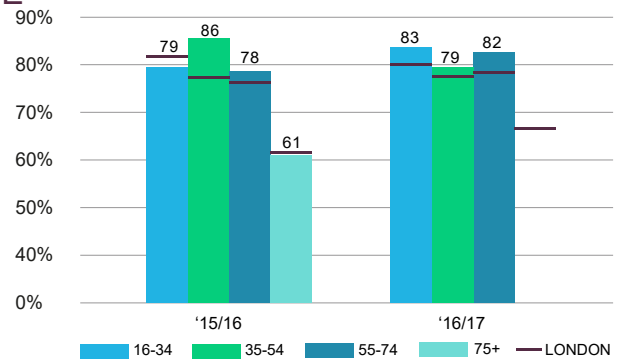
#### GENDER



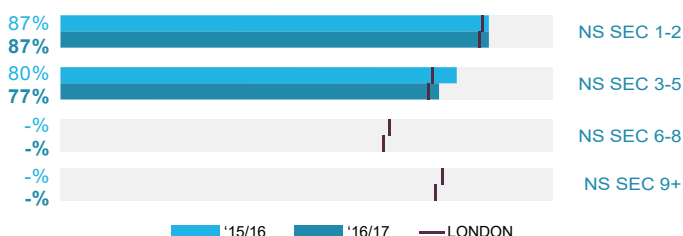
#### DISABILITY



#### AGE



#### SOCIO ECONOMIC STATUS



#### KEY CONTACTS

London Sport Relationship Manager: David Gentles  
 Tel: 02038484630  
 Email: david.gentles@londonsport.org  
 London Sport Insight Team: insight@londonsport.org

#### DATA SOURCE

Sport England Active Lives Nov 15 - 16 and Nov 16 - 17  
<https://activelives.sportengland.org/>