

# GREENWICH

## ACTIVE LIVES BOROUGH UPDATE 16/17

Sport England's Active Lives survey measures the percentage of people taking part in physical activity and sport. The percentages of physically active (62%) and inactive people (25%) in Greenwich remain relatively stable when compared to 2016 rates and are in line with the London average. Participation in physical activity and sport is lowest in the older age segments, this could be an area of focus for the borough.

### PHYSICAL ACTIVITY MEASURE

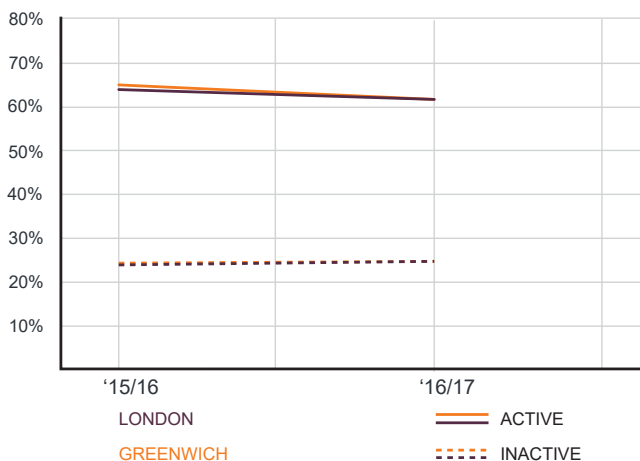
This measure shows the percentage of the population achieving the recommended levels of physical activity\* set out by the Chief Medical Officer.

Active: >150 minutes a week

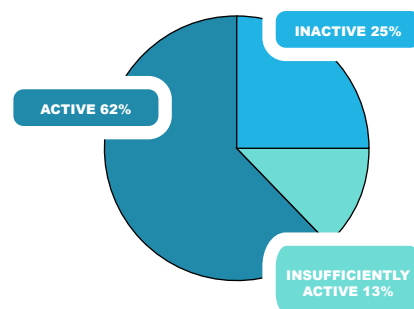
Fairly Active: 30-149 minutes a week

Inactive: 0-29 minutes a week

\*Includes gardening

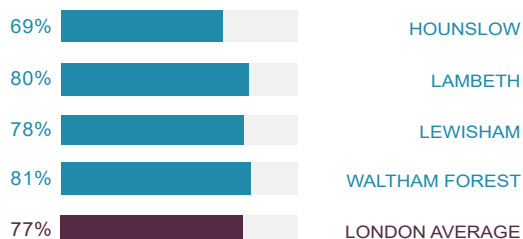


### GREENWICH

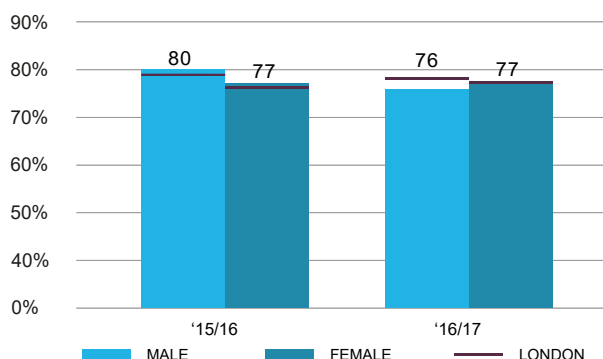


### PARTICIPATION AT LEAST TWICE IN THE LAST 28 DAYS

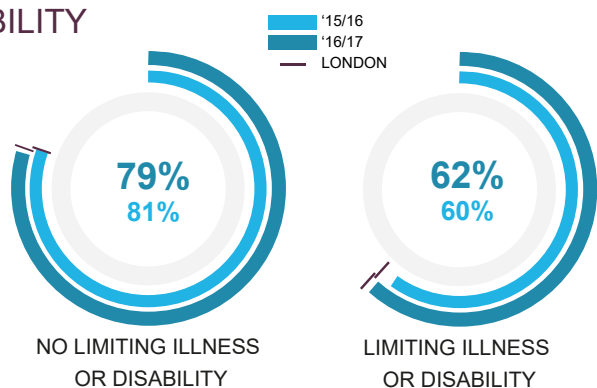
#### GREENWICH



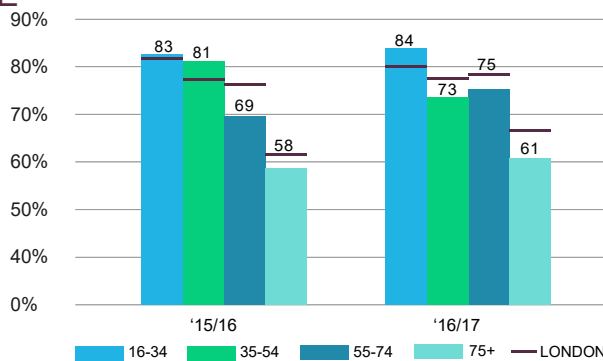
#### GENDER



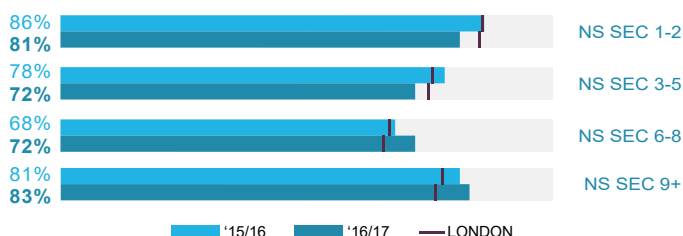
#### DISABILITY



#### AGE



#### SOCIO ECONOMIC STATUS



#### KEY CONTACTS

London Sport Relationship Manager: Rob McLean  
 Tel: 02038484630  
 Email: [rob.mclean@londonsport.org](mailto:rob.mclean@londonsport.org)  
 London Sport Insight Team: [insight@londonsport.org](mailto:insight@londonsport.org)

#### DATA SOURCE

Sport England Active Lives Nov 15 - 16 and Nov 16 - 17  
<https://activelives.sportengland.org/>