

# HAMMERSMITH AND FULHAM ACTIVE LIVES BOROUGH UPDATE 16/17

Sport England's Active Lives survey measures the percentage of people taking part in physical activity and sport. The percentages of physically active (70%) and inactive people (20%) in Hammersmith and Fulham remain relatively unchanged from 2016. Overall, the borough has the third highest levels of physical activity across all London boroughs. However there has been a significant decrease of 41% in the percentage of people with a limiting illness or disability participating in sport and physical activity over a 28 day period.

## PHYSICAL ACTIVITY MEASURE

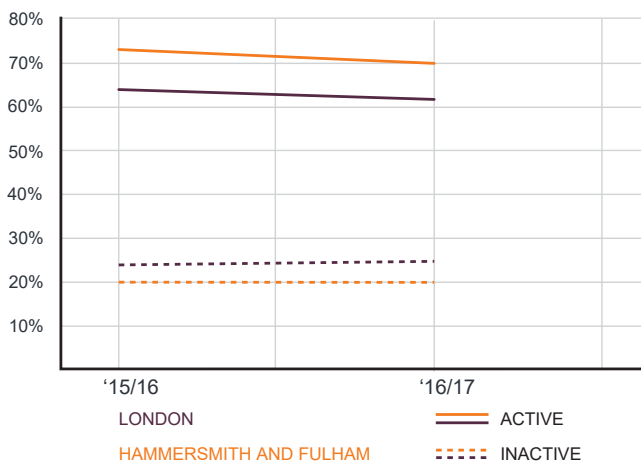
This measure shows the percentage of the population achieving the recommended levels of physical activity\* set out by the Chief Medical Officer.

Active: >150 minutes a week

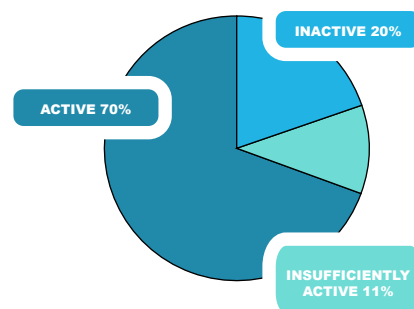
Fairly Active: 30-149 minutes a week

Inactive: 0-29 minutes a week

\*Includes gardening




## HAMMERSMITH AND FULHAM

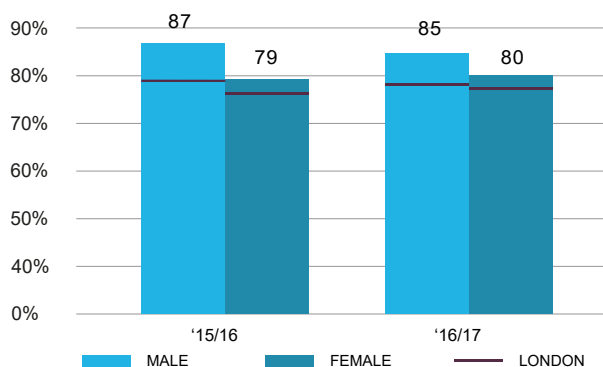


## PARTICIPATION AT LEAST TWICE IN THE LAST 28 DAYS

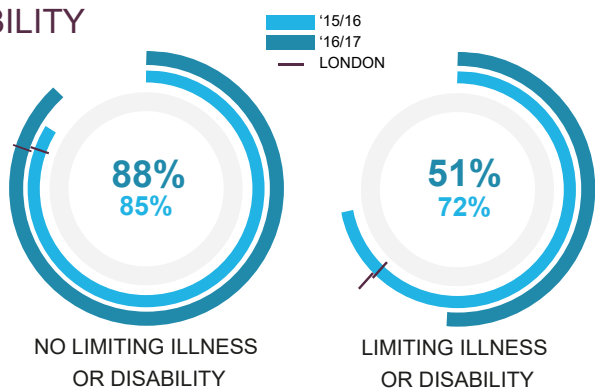
### HAMMERSMITH AND FULHAM



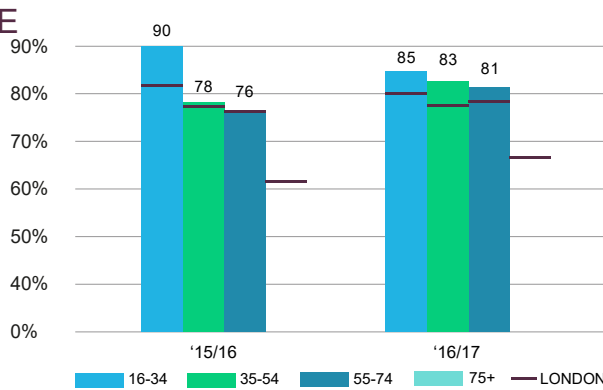
### GENDER



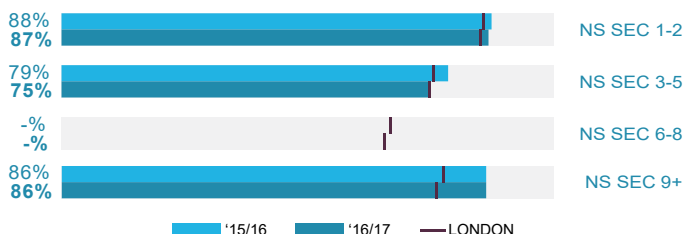
### DISABILITY



### AGE



### SOCIO ECONOMIC STATUS



### KEY CONTACTS

London Sport Relationship Manager: Emily Neilan  
Tel: 02038484630  
Email: emily.neilan@londonsport.org  
London Sport Insight Team: insight@londonsport.org

### DATA SOURCE

Sport England Active Lives Nov 15 - 16 and Nov 16 - 17  
<https://activelives.sportengland.org/>