

KENSINGTON AND CHELSEA ACTIVE LIVES BOROUGH UPDATE 16/17

Sport England's Active Lives survey measures the percentage of people taking part in physical activity and sport. In Kensington and Chelsea, the percentage of people who are classified as being physically active (68%) has increased since 2016 and is higher than the London average (62%). The percentage of people who are physically inactive (23%) remains consistent with last year, slightly below the London average. All other measures remain relatively consistent with data collected in 2016.

PHYSICAL ACTIVITY MEASURE

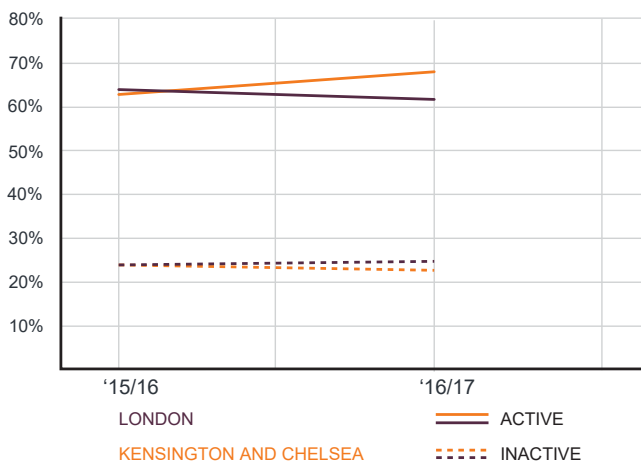
This measure shows the percentage of the population achieving the recommended levels of physical activity* set out by the Chief Medical Officer.

Active: >150 minutes a week

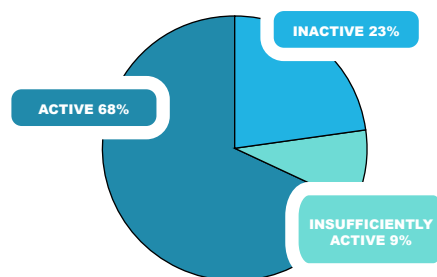
Fairly Active: 30-149 minutes a week

Inactive: 0-29 minutes a week

*Includes gardening

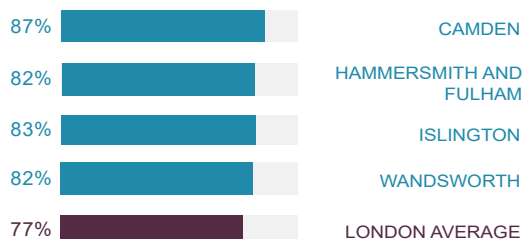


KENSINGTON AND CHELSEA

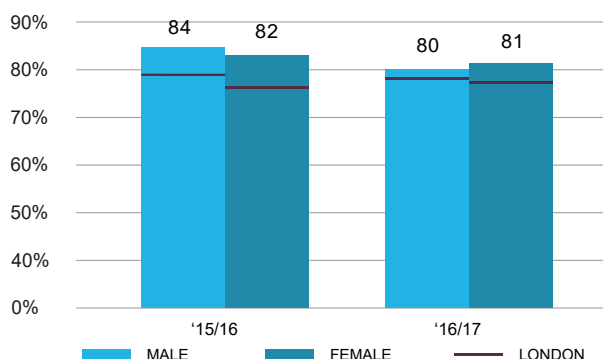


PARTICIPATION AT LEAST TWICE IN THE LAST 28 DAYS

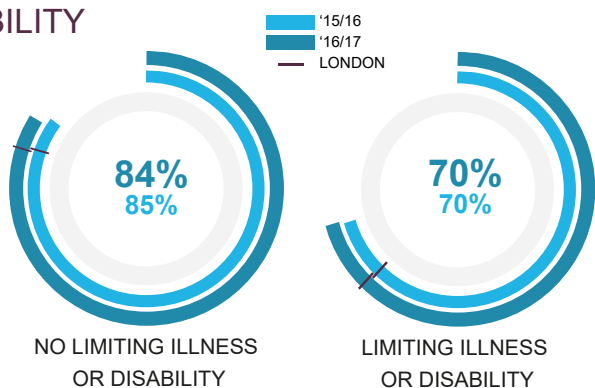
KENSINGTON AND CHELSEA



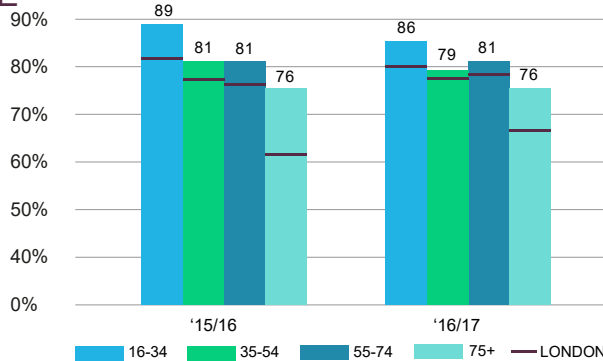
GENDER



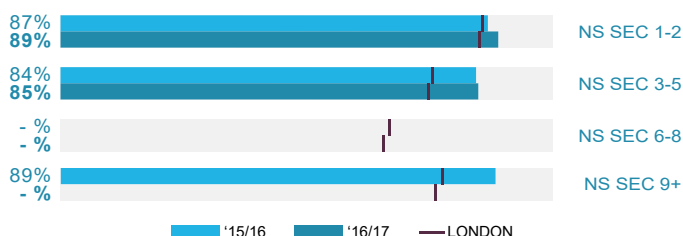
DISABILITY



AGE



SOCIO ECONOMIC STATUS



KEY CONTACTS

London Sport Relationship Manager: Jolyon Whaymand
 Tel: 02038484630
 Email: jolyon.whaymand@londonsport.org
 London Sport Insight Team: insight@londonsport.org

DATA SOURCE

Sport England Active Lives Nov 15 - 16 and Nov 16 - 17
<https://activelives.sportengland.org/>