

MERTON

ACTIVE LIVES BOROUGH UPDATE 16/17

Sport England's Active Lives survey measures the percentage of people taking part in physical activity and sport. In Merton, the percentage of people who are classified as being physically active (66%) has increased since 2016 and is above the London average (62%). The percentage of people with a National Statistics Socio-Economic Status of 9+ participating in sport and physical activity at least twice in the last 28 days has increased by 12% since 2016. Age and disability related statistics have not changed since last year.

PHYSICAL ACTIVITY MEASURE

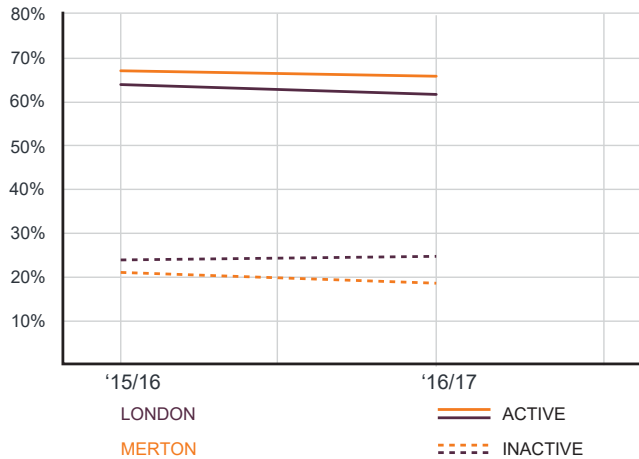
This measure shows the percentage of the population achieving the recommended levels of physical activity* set out by the Chief Medical Officer.

Active: >150 minutes a week

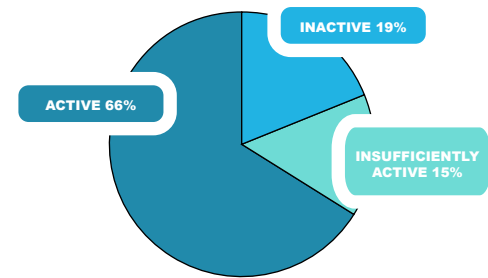
Fairly Active: 30-149 minutes a week

Inactive: 0-29 minutes a week

*Includes gardening

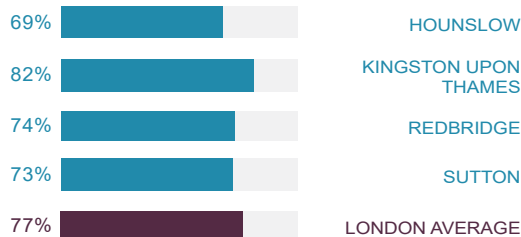


MERTON

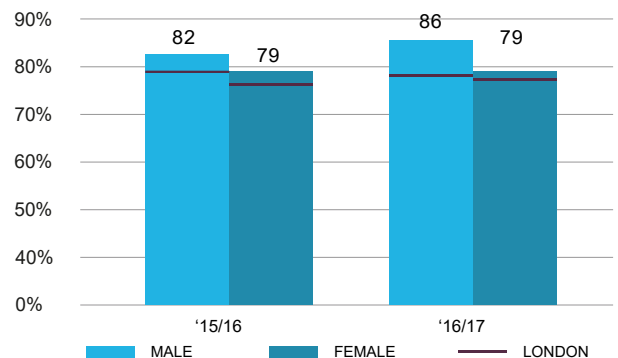


PARTICIPATION AT LEAST TWICE IN THE LAST 28 DAYS

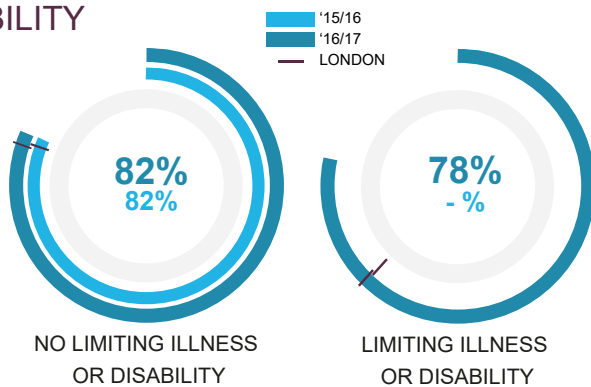
MERTON



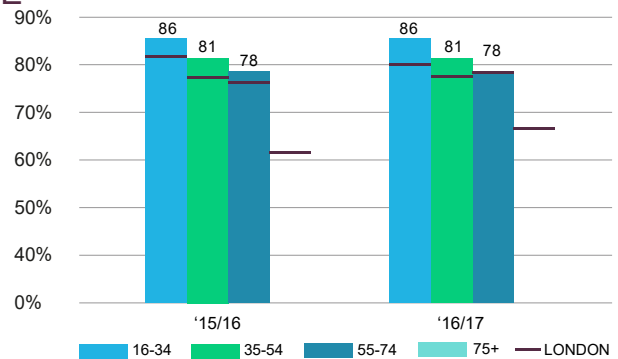
GENDER



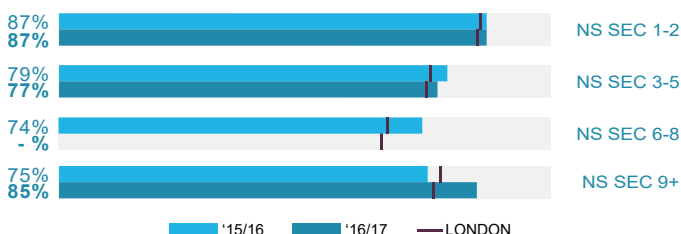
DISABILITY



AGE



SOCIO ECONOMIC STATUS



KEY CONTACTS

London Sport Relationship Manager: Sharareh Avazzadeh
 Tel: 02038484630
 Email: sharareh.avazzadeh@londonsport.org
 London Sport Insight Team: insight@londonsport.org

DATA SOURCE

Sport England Active Lives Nov 2015 - Nov 2016 and Nov 2016 - Nov 2017