

WANDSWORTH

ACTIVE LIVES BOROUGH UPDATE 16/17

Sport England's Active Lives survey measures the percentage of people taking part in physical activity and sport. In Wandsworth, the percentage that are physically active (71%) is higher than the London average (62%) while physical inactivity is lower than average (18.3%). In addition, Wandsworth has a greater percentage of people who are limited by illness or disability participating in physical activity than London. However, the proportion of females that were physically active in the last 28 days in the borough has decreased by over 10%.

PHYSICAL ACTIVITY MEASURE

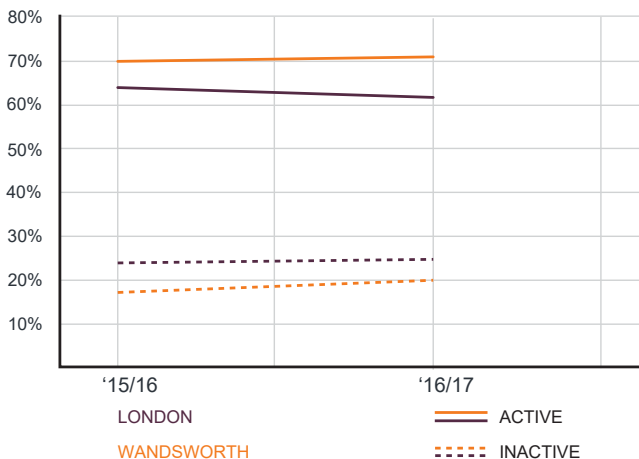
This measure shows the percentage of the population achieving the recommended levels of physical activity* set out by the Chief Medical Officer.

Active: >150 minutes a week

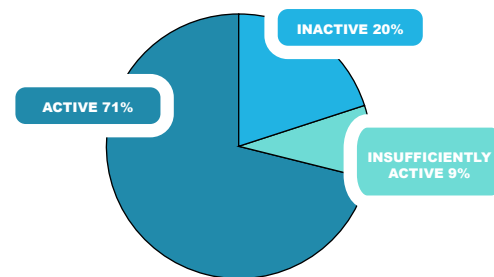
Fairly Active: 30-149 minutes a week

Inactive: 0-29 minutes a week

*Includes gardening



WANDSWORTH

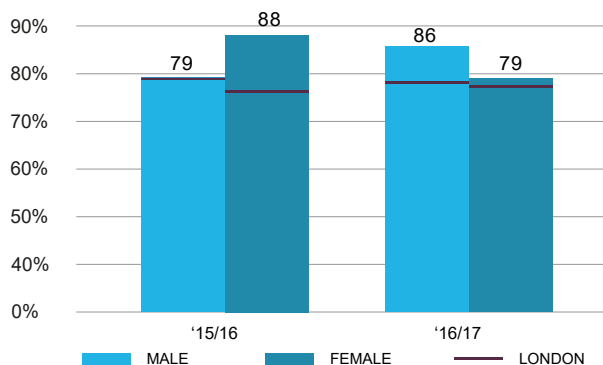


PARTICIPATION AT LEAST TWICE IN THE LAST 28 DAYS

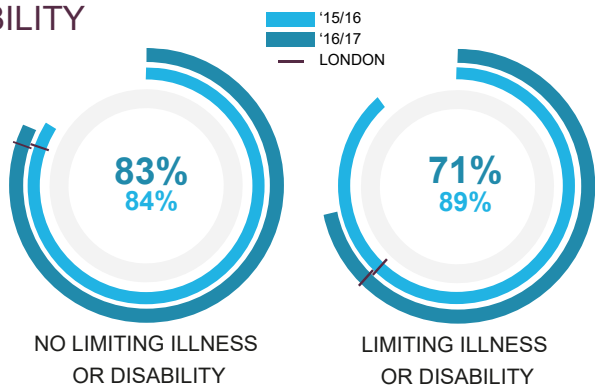
WANDSWORTH



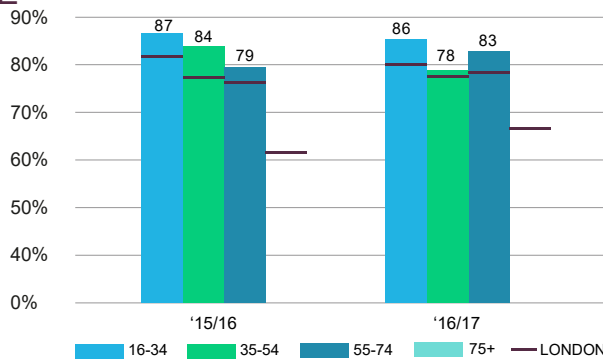
GENDER



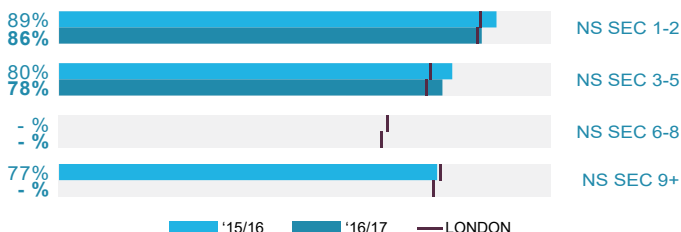
DISABILITY



AGE



SOCIO ECONOMIC STATUS



KEY CONTACTS

London Sport Relationship Manager: Sharareh Avezzadeh
 Tel: 02038484630
 Email: sharareh.avazzadeh@londonsport.org
 London Sport Insight Team: insight@londonsport.org

DATA SOURCE

Sport England Active Lives Nov 15 - 16 and Nov 16 - 17
<https://activelives.sportengland.org/>